



Splash

Volume 32, Number 09, September 2016

Next meeting is September 20th, 7:30 PM, Willow Glen Library, 1157 Minnesota Ave, San Jose, CA 95125.

Our speaker will be Zack Herlick, Koi Health Advisor. His topic will be “Koi Health”.



Our speaker will be Zack Herlick and his topic will be Koi Fish Health. Plan on coming to the meeting and bringing any questions you may have for Zack. This will be an informative talk. As always, we will also have our Q& A session and social time.

At this month's meeting we will also be accepting nominations for next year's board of directors. We have several positions open and are looking forward planning speakers and events for 2017. If you have been thinking about getting more involved with the club be sure to attend this meeting.

If you haven't visited the club's website lately, we have made some stylistic changes. Check it out at www.sckoi.com. We also have a koi mart (classified) area where members can place ads for fish or equipment for sale. Email scvkwg@sckoi.com if you would like to place a member's koimart ad on our club website.

Note that there are two fun events coming up in October for Koi enthusiasts: 1) Ikeagi (Koi Harvest) October 1st and 2) Kelly Park Koi fish sale October 29th. See calendar and flyer on back page for more information about these upcoming Koi events.

Visit us on the web at: www.sckoi.com

Club Meetings:

The club meets on the third Tuesday of each month except July (Third Friday) and December (No Meeting). At meetings we get acquainted with members and guests, address any pond issues that people may have then enjoy a pond or water gardening related presentation. Afterwards we enjoy refreshments and open discussion.

Upcoming Events

- Sept 20 General Meeting, 7:30 PM, Willow Glen Library Meeting Room.
Speaker: Zack Herlick Topic: Fish Health Advisor
- Sept 24-25 38th Annual Koi Show – Central California Koi Society, Fig Garden Village, Fresno, CA
- Oct 1 Ikeagi (Koi Harvest) Celebration – 11:30 AM to 6 PM ; 505 Coon Heights Road,
Ben Lomond, CA 95005 (See flyer on back page for more for more information . All the local
Koi clubs have been invited to attend.
- Oct 4 Board Meeting, 7:30 PM, Frank Mullany's home. All members are welcome.
(Board meets on the first Tuesday of the month)
- Oct 18 General Meeting, 7:30 PM, Willow Glen Library Meeting Room.
Speaker: TBA Topic: TBA
- Oct 29 Kelly Park Koi Sale - 10:30 AM to 2:30 PM. 1300 Senter Rd., San Jose, CA 95112.
For more information contact (408) 277-5274.
- Nov 1 Board Meeting, 7:30 PM, Frank Mullany's home. All members are welcome.
(Board meets on the first Tuesday of the month)
-

Water Plant of the Month – Zephyr Lily (*Zephyranthes candida*)



Leaves are a deep glossy green. Flowers, which bud late in August at first resemble a new leaf, but emerge from their papery sheaves to a stunning whiteness; they are erect in white and sometimes pinkish abaxially. They grow best in full sun to part shade and require a medium wet soil. Propagation is done by dividing bulbs or offsets and from seed. Other common names of *Zephyranthes candida* include August rain lily, white zephyr lily, white fairy lily, white rain lily, and autumn zephyr lily, rain Crocus, bog onion

Hardy zones 7 – 10; Growing height: 8-12; Planting depth: Top of the pot should be 0-3" below the water surface and it thrives in full sun to partial shade. Small white flowers in summer.

Reference: <http://aquaplant.tamu.edu/plant-identification/alphabetical-index/lizards-tail/>

Pond Foam: Why This May Happen on Your Water's Surface?

By Eve Bretzke



Pond keepers sometimes find foam on the surface of their pond water and wonder where the foam comes from? A well balanced and healthy pond should be relatively bubble free on the surface of the water. If foam appears then we ask ourselves “why does this happen?”

Bubbles that form on the surface of a pond often are caused by a build-up of dissolved organic compounds in the water. These compounds are the result of natural chemical and/or biological processes and may indicate an out-of-balance issue in your pond system.

Over feeding is a common reason for pond foam to develop on the water's surface. Alternatively, feeding amounts are fine but the beneficial bacteria in your filter may be out of balance. This is common in the spring when the filter hasn't had a chance to balance out as the water seasonally warms. Pond foaming is more common in the spring due to this issue with your filter. To help reduce the foaming you can try cutting back on the amount of food you are feeding your Koi for a while to see if the filter is able to catch up and resolve the foaming issue. Another common reason may be that there's runoff flowing into the water. With a little patience the issue of foaming should resolve.

If you are still getting bubbles during the middle of the summer your filter may be too small to handle your current fish load. Consider either reducing the number of fish in your pond or moving up to a larger filter. Another possibility is that if suddenly, over a one or two day period, you get a lot of bubbles on your pond surface it may be that your Koi are spawning. Look carefully at the sides of the pond. If spawning has occurred you will probably see hundreds of very small eggs, attached to the sides of the pond, or attached to floating plants. If this is your situation monitor and check the pond's water quality parameters over the next several weeks. When larger koi spawn they release a huge amount of organics into the pond and filter system and many pond filter's bacteria gets overloaded and doesn't work as well as normal conditions. It is common for ammonia and nitrite levels to spike in this situation. Clean your filter as soon as you can in order to remove as much of this organic load as possible to help re-balance your ponds water chemistry. Be sure to keep your filter clean or your water quality may degrade to the point of endangering all of your Koi.

Tips for Removing Foam in Your Pond

Use a defoaming product which is a temporary solution is to dissolve the foam. You simply shake the can and pour its contents into the water. The foam will disappear in no time. This is a quick fix and may not resolve your issue.

Do a partial water change to reduce the overall amount of organic material in your pond and add fresh water. This will remove some of the organic material, dilute what remains and prevent foam from forming.

Reduce your fish population, lots of fish will produce excess waste, which means more foam. Feed the right amount and seasonally adjust per the water temperature. If you're feeding too much, the excess food adds to the extra organic material in the pond's water.

Upgrade your filtration system with a more powerful filtration system that can handle and remove excess organics for your larger fish load. If you really want to erase foam, think about a bigger filter.

Fall is Here – Some Suggestion for Pond Keeping

From Microbe-Lift Pond & Aquarium Newsletter, September 2016

Fall is clean-up time- fish are at peak health now with good resistance. Get into the pond and do any repairs or clean-up before winter. Trim overhanging shrubbery. Check for leaks or wicking. Consider using a leaf net over the pond this year. If you cover your pond, check the condition of your equipment now. Restock your emergency pond kit with commonly used items. Clean up dying vegetation in and around the pond. Check fish for any sores, missing scales or potential problems.

Did You Know-?

One stocking rule is 1" of fish per 10 gallons of water, maximum; they will have babies and they will grow. Frogs, turtles, and baby fish all count when figuring stocking density.

It is reported that 85% of pond owners over-estimated the size of their pond by as much as 100%. Zero underestimated. It is vitally important to know the size of your pond.

Fish lice or Anchorworm (eggs), if left untreated now, will overwinter at the bottom of your pond to emerge with a vengeance in the spring. Many fish die in spring because fish are at their weakest and parasites emerge early in the season.

Monthly Club Report to Associated Koi Clubs of America (AKCA)

The club is hosted its 25th Annual Pond Tour on Saturday, July 16, 2016 from 9 AM to 4 PM showcasing six beautiful ponds in the Santa Clara Valley. We had a great event with over 200 attendees. Thank you to everyone for their support of this annual event.

Our club announced our Koi Person(s) of the Year, Mel and Eve Bretzke in appreciation for all their work this past year including serving as the Pond Tour Chairman and Pond Tour Coordinator.

NOTE: The above report will be added to AKCA board Minutes and will be posted on AKCA website for all to see under our name as Santa Clara Valley Koi and Water Garden Club. Check <http://www.akca.org> and click on Koi Clubs.

Board Meeting Review – Sept 2016

The September board meeting was held Tuesday, 09/06/16. Cal, Frank, Maus, Cece, Diane, Kay, Rita, and Eve were in attendance. We reviewed club business and wrapped up our annual membership drive. We are hoping to have a pond social before the end of October. The club is now in the nominating process for 2017 officers, several current officers are expected to continue for the next term. We welcome all members to be involved with club business and hope that some will take a more active role in the coming year.

Our Sponsors

Please support our sponsors. They provide valuable products and services to our club members. While we love our sponsors SCVKWG does not endorse any business, service, or product.



SUBSCRIBE TODAY!
6 BIG ISSUES
Only \$30

888/660-2073 • www.koiusa.com

YES! Please enter my subscription to **KOI USA** for

1 Year Club Member \$25 2 Year Member \$46

1 Year \$30 Non-member 2 Years Non-member Only \$53

AKCA Club

Payment enclosed Charge my: Visa MC Bill me later

CARD # _____ EXP. DATE _____

SIGNATURE (Required) _____

NAME _____

ADDRESS _____

CITY _____

STATE _____

ZIP _____ **TPU600**

Canada add \$10, all others add \$10 • US FUNDS ONLY
Please allow 6-8 weeks for delivery of your first issue
2-year and expedited non-domestic subscription delivery available. Call or check our website.
Mail to KOI USA, PO Box 461180, Escondido, CA 92046



Aquatic Veterinary Services
Northern California

Offering in-house and ambulatory all-encompassing fish veterinary care.

Our goal is to take the stress out of keeping your fish healthy by providing exceptional veterinary care

Covering preventative health care to critical care and surgery.

(831) 346-6151
<http://AVSNCA.com>



Santa Cruz Koi


Monterey Bay's one-stop shop for professional pond solutions.


Our professional staff will guide you through troubleshooting any pond or fish problem.

We carry all pond equipment, supplies, fish treatments and koi food.

(831) 431-6327
<http://SANTACRUZKOI.com>

Owner by Jessie Sanders, DVM, CertAqV of Jessie Sanders Veterinary Medicine Inc

 **Genki Nishikigoi**
 Importer of quality Japanese koi and pond supplies



T: (408) 295-4500 genkikoi.com 1850 S 10th St #14
 genkikoi@hotmail.com San Jose, CA 95112
 We quarantine new arrivals to ensure maximum health

ADVANCED LANDSCAPE SYSTEMS
 Specializing in Koi Ponds and Water Features
 Design | Build | Renovations | Repairs



Commercial / Residential
 Pond Maintenance Programs
 (weekly / bi-weekly / monthly)
 Design / Build / Repair / Renovation
 Pumps, Filters, Liner, Supplies
 Underwater Lighting, LED, Solar

(408)559-7762
www.advanced-landscape.com
 Mel Bretzke, Owner
 25+ Years Experience ~ License CA #570322




Koi Health & Habitat
 Sanjiv Kapoor
 408.223.8776
 sanjiv.kapoor@stanfordalumni.org

Koi Health Services:
 Parasite, bacterial, water quality & viral problems
 On-site & lab testing for complex water quality problems
 Vet referrals and autopsies of Koi
 Spring and fall water quality treatments

Koi Habitat Services:
 Filtration upgrades and pond flow optimization
 Complete design service for new ponds
 On-site quarantine set-up

Member AKCA, ZNA and K.O.I.
 Certified Koi Health Advisor

 **Great Selection of Koi
 and
 Water Plants**

- ❖ Large selection of hand picked Japanese Koi & Fancy Goldfish
- ❖ Authorized Dealer For; Aqua Ultra Violet UV filters and Ultima filter
- ❖ W.Lim Corp, Wave I, II, and Dragon Pumps
- ❖ ShoKoi "Impact" Koi Food recommended by Dr. Erik Johnson
- ❖ Pond and Koi Supplies
- ❖ Large selection of Plants, Waterlilies and Lotus

Cherry Hill Koi & Water Gardens
 Established in 1986, Cherry Hill is owned and operated by Gregg Steed, master water gardener, author, and lecturer.
 351 Spar Ave.
 San Jose, CA 95117
 (408) 260-1445
 Open 11:00am to 5:00pm Friday, Saturday, Sunday



Full color printing on Mugs, Shirts, Plaques
Engraved and Lazed awards, Embroidery, Full color banners

Frank Mullaney
San Jose, CA

408-266-1791 Cell: 408-691-2656
web site: rockyfive.net email: rockyfiv@aol.com

Skorey & Hughes

Individualized Tax and Financial
Services at Reasonable Cost

3150 Almaden Expwy, #231
San Jose, CA 95118

Phone: (408) 445-3470
FAX: (408) 445-3475



Tokaido Gallery

Japanese Antiques

www.tokaidogallery.com

4620 Soquel Dr., Soquel, CA 95073
831-854-2050



Theo Burger
Vice President - Investment Officer
Financial Advisor
CA Insurance Lic # OD70389

Wells Fargo Advisors, LLC
One Almaden Boulevard, Suite 1000
San Jose, CA 95113
Direct: 408-938-2856
Cell: 650-906-5275
Toll Free: 800-876-4848
theo.burger@wfadvisors.com

Member FINRA/SIPC
www.home.wellsfargoadvisors.com/theo.burger

POND ADVICE

KOI & Goldfish Rescue
Aquaponics: Backyard & Comercial
Bee Keeper Swarm Removal
Fruit tree pruning & grafting

Cal Hansen

Cell: 408-688-7143 email: koi.junky@yahoo.com



Koi Pond Service Experts

Chano Zavala
Owner

(650) 960-5932
24/7 Emergency Service

556 Farley Street
Mountain View, CA 94043 chanozavala@gmail.com

Visit www.sckoi.com for the latest club information and events!

Ikeagi (Koi Harvest) Celebration - 2016



OCTOBER 1, 2016

11:30 a.m. – 6:00 p.m.

Please join us to celebrate this year's harvest of Blazo Koi and enjoy some good food, fun music, great friends and loving energy

**505 Coon Heights Road
Ben Lomond, CA. 95005
831-336-0505**

Schedule of Events:

11:30 a.m.:	Welcome --viewing koi, hors d'oeuvres, drinks & friends
1:00 p.m.:	Lunch served
2-5:00 p.m.:	Live Music with the Parafins
All Day:	Have Fun

Please bring a snack or dessert to share and your beverage of choice (beer, sodas and water provided)